













Estado de Sinaloa
Proceso Electoral Local 2023-2024
Elección: Ayuntamientos

MUNICIPIO													CANDIDATURAS NO REGISTRADAS	VOTOS NULOS	TOTAL	LISTA NOMINAL	PARTICIPACIÓN
AHOME	32,599	27,876	4,385	5,257	6,517	10,959	14,174	83,213	1,303				102	9,672	196,057	352,760	55.58%
ANGOSTURA	1,848	3,329	590	197	568	1,977	5,547	9,407	423				7	963	24,856	37,425	66.42%
BADIRAGUATO	157	405	124	298		4,750	580	5,556	86				2	676	12,634	23,078	54.74%
CONCORDIA	484	531	153	434	322	210	1,389	6,900					1	579	11,003	19,849	55.43%
COSALA	401	694	43	62	445	407	2,184	3,760	59				2	287	8,344	13,357	62.47%
CULIACÁN	46,304	52,491	5,163	9,694	17,594	22,061	22,363	202,167	3,583				275	18,810	400,505	740,230	54.11%
CHOIX	5,543	613	305	323	307	224	467	6,351	83				2	641	14,859	24,087	61.69%
ELOTA	554	1,685	173	2,210	814	5,574	1,417	5,537	426				22	1,015	19,427	35,029	55.46%
ESCUINAPA	1,253	712	152	9,050	6,042	547	597	4,391	35				14	1,021	23,814	43,402	54.87%
EL FUERTE	1,261	1,566	414	609	12,844	1,835	2,232	18,416	362	260	1,237	341	21	2,073	43,471	74,275	58.53%
GUASAVE	5,806	10,738	956	2,798	7,912	8,117	7,938	57,748	854				47	6,385	109,299	199,924	54.67%
MAZATLAN	43,377	19,551	3,157	6,242	6,462	7,149	12,712	102,399	1,402				86	8,970	211,507	400,183	52.85%
MOCORITO	654	1,796	253	1,921	1,191	1,298	1,357	10,482	214				4	1,196	20,366	36,315	56.08%
ROSARIO	3,474	1,328	248	4,674	1,595	495	1,145	8,889					0	1,049	22,897	39,655	57.74%
SALV. ALV.	2,201	7,841	561	866	1,304	2,456	2,005	19,938	314				24	1,486	38,996	66,841	58.34%
SAN IGNACIO	344	386	80	446	395	107	1,107	5,767	110				2	523	9,267	16,332	56.74%
SINALOA	1,061	2,556	223	2,500	1,997	1,398	2,370	18,775	446				16	2,464	33,806	64,987	52.02%
NAVOLATO	4,548	13,645	693	4,190	3,917	1,797	3,483	22,357	1,097				11	3,453	59,191	112,620	52.56%
ELDORADO	669	1,480	179	609	438	462	1,593	9,798	355				1	993	16,577	29,770	55.68%
JUAN JOSE RIOS	639	1,074	108	5,112	479	1,383	872	6,201	77				4	911	16,860	30,496	55.29%
TOTAL	153,177	150,297	17,960	57,492	71,143	73,206	85,532	608,052	11,229	260	1,237	341	643	63,167	1,293,736	2,360,615	54.81%
Porcentajes	11.84%	11.62%	1.39%	4.44%	5.66%	5.66%	6.61%	47.00%	0.87%	0.02%	0.10%	0.03%	0.05%	4.88%	100.00%		