












RESULTADOS POR CANDIDATO DE LA ELECCION DE GOBERNADOR- SINALOA 2016

DISTRITO		  			 				CANDIDATOS NO REGISTRADOS	VOTOS NULOS	VOTACION TOTAL	CIUD. EN LISTA NOMINAL POR DISTRITO	PORCENTAJE DE PARTICIPACION
	MARTÍN ALONSO HEREDIA LIZARRAGA	QUIRINO ORDAZ COPPEL	MARIANO GOMEZ AGUIRRE	LEOBARDO ALCANTARA MARTÍNEZ	HECTOR MELESIO CUEN OJEDA	JESUS ESTRADA FERREIRO	GUADALUPE RAMONA ROCHA CORRALES	FRANCISCO CUAUHTEMOC FRIAS CASTRO					
1. EL FUERTE	14.946	24.945	1.137	521	11.432	921	699	1.555	9	1.204	57.369	94.928	60,43%
2. LOS MOCHIS	9.370	15.736	526	257	8.691	2.080	465	3.410	28	941	41.504	83.631	49,63%
3. LOS MOCHIS	8.261	21.962	871	224	9.159	1.688	176	1.108	12	1.194	44.655	82.231	54,30%
4. LOS MOCHIS	9.253	16.381	733	357	9.531	1.936	428	3.189	53	1.033	42.894	85.626	50,09%
5. LOS MOCHIS	9.617	13.756	595	426	7.251	2.100	438	3.152	37	997	38.369	81.752	46,93%
6. SINALOA	3.906	25.058	801	246	13.182	927	312	588	29	1.417	46.466	78.892	58,90%
7. GUASAVE	8.412	25.235	884	631	9.668	1.361	454	1.219	37	1.147	49.048	81.359	60,29%
8. GUASAVE	6.660	25.223	916	501	11.111	1.170	307	804	22	1.131	47.845	80.877	59,16%
9. GUAMUCHIL	5.179	25.331	2.157	348	19.799	1.005	1.030	643	24	1.318	56.834	95.007	59,82%
10. MOCORITO	2.704	23.413	2.231	466	16.429	794	402	495	7	1.379	48.320	80.627	59,93%
11. NAVOLATO	4.520	17.751	480	280	12.259	1.314	766	732	23	937	39.062	77.195	50,60%
12. CULIACÁN	6.186	14.908	822	265	12.520	2.491	770	2.775	49	1.077	41.863	90.143	46,44%
13. CULIACÁN	5.625	17.234	1.108	303	11.108	2.087	737	2.470	70	1.257	41.999	95.533	43,96%
14. CULIACÁN	9.017	18.708	1.405	348	13.294	2.879	879	3.881	63	1.613	52.087	102.901	50,62%
15. CULIACÁN	4.812	11.044	841	265	8.556	2.240	635	1.752	29	987	31.161	80.047	38,93%
16. CULIACÁN	4.194	8.988	509	367	7.675	1.652	597	1.401	64	805	26.252	78.013	33,65%
17. CULIACÁN	4.777	12.315	694	334	9.180	2.066	852	1.465	65	1.167	32.915	91.431	36,00%
18. CULIACÁN	4.083	16.075	946	321	12.883	1.163	411	692	48	1.134	37.756	88.567	42,63%
19. LA CRUZ	5.228	19.661	953	291	19.400	529	110	508	13	1.192	47.885	82.974	57,71%
20. MAZATLÁN	8.749	12.479	291	800	8.124	1.759	311	850	61	1.008	34.432	89.493	38,47%
21. MAZATLÁN	9.295	11.926	421	379	8.324	2.111	456	1.320	41	965	35.238	85.348	41,29%
22. MAZATLÁN	11.388	16.383	320	598	9.091	2.592	432	1.343	57	1.341	43.545	95.101	45,79%
23. MAZATLÁN	10.002	17.503	483	632	8.723	1.650	332	729	34	1.269	41.357	85.883	48,16%
24. ROSARIO	14.295	15.872	2.280	499	9.639	1.397	556	936	35	1.005	46.514	76.949	60,45%
Total de votos	180.479	427.887	22.404	9.659	267.029	39.912	12.555	37.017	910	27.518	1.025.370	2.064.508	49,67%
Porcentaje	17,60%	41,73%	2,18%	0,94%	26,04%	3,89%	1,22%	3,61%	0,09%	2,68%	100,00%		