













RESULTADOS DE LA ELECCION DE DIPUTADOS POR EL PRINCIPIO DE REPRESENTACION PROPORCIONAL-SINALOA 2016

DISTRITO													CANDIDATOS NO REGISTRADOS	VOTOS NULOS	VOTACION TOTAL	CIUDADANOS EN LISTA NOMINAL POR DISTRITO	TOTAL
	Candidato Independiente	Candidato Independiente															
1. EL FUERTE	16.263	20.253	1.472	817	4.843	513	1.409	8.440	1058	1097	0	0	6	1.514	57.685	94.928	60,77%
2. LOS MOCHIS	8.989	11.611	911	549	1085	452	4314	5997	2737	463	1481	1685	44	1408	41.726	83.631	49,89%
3. LOS MOCHIS	8.507	16532	1867	371	890	318	6224	6490	1968	277	0	0	11	1481	44.936	82.231	54,65%
4. LOS MOCHIS	10.463	14.353	1.128	739	714	425	2.790	7.054	2.689	937	0	0	100	1.367	42.759	85.626	49,94%
5. LOS MOCHIS	10.649	9.159	1175	1.536	480	403	3.452	3.182	2.307	390	1.875	1.869	24	1164	37.665	81.752	46,07%
6. SINALOA	3.616	23.137	1045	332	1980	378	747	11862	862	492	0	0	23	1625	46.099	78.892	58,43%
7. GUASAVE	9.766	24310	1.248	1.142	759	527	908	5565	1.533	613	1.368	0	55	1.261	49.055	81.359	60,29%
8. GUASAVE	7.757	23498	1.657	923	654	566	1.194	7.872	1.351	388	658	0	25	1.278	47.821	80.877	59,13%
9. GUAMUCHIL	6.230	21.040	3.691	556	1052	665	1.843	14.386	1.182	2.089	2.611	0	28	1.541	56.914	95.007	59,91%
10. MOCORITO	2.799	21.078	2.544	916	2.762	1.351	1.058	13.165	941	541	0	0	10	1.591	48.756	80.627	60,47%
11. NAVOLATO	3.133	12.620	550	344	5.255	637	1.233	11.401	1.989	770	0	0	18	1147	39.097	77.195	50,65%
12. CULIACÁN	5.877	13.582	947	390	1134	509	1330	9193	2.939	735	1.444	2.203	69	1.560	41.912	90.143	46,50%
13. CULIACÁN	5.385	17888	892	445	814	459	762	7381	2.832	581	2.787	383	95	1.513	42.217	95.533	44,19%
14. CULIACÁN	8.879	14899	893	490	747	454	872	8084	3.166	553	2.594	8.112	58	1.900	51.701	102.901	50,24%
15. CULIACÁN	4520	9814	1105	579	666	435	578	6709	2.885	632	1.629	0	71	1187	30.810	80.047	38,49%
16. CULIACÁN	4.113	8.630	701	848	742	507	753	5685	2.197	937	0	0	46	1119	26.278	78.013	33,68%
17. CULIACÁN	3.864	12.270	1246	544	761	533	838	6972	2.765	1.637	0	0	55	1.526	33.011	91.431	36,10%
18. CULIACÁN	4.559	14.686	1.543	450	1251	421	1083	10110	1.616	534	0	0	39	1392	37.684	88.567	42,55%
19. LA CRUZ	4.588	19.268	1.262	540	768	481	1.606	17.499	602	0	0	0	19	1388	48.021	82.974	57,87%
20. MAZATLÁN	7.472	10283	575	4.100	837	652	548	5089	2.348	377	808	0	92	1.249	34.430	89.493	38,47%
21. MAZATLÁN	8.790	9612	766	890	831	575	636	5197	2.908	539	2.576	691	31	1.242	35.284	85.348	41,34%
22. MAZATLÁN	10776	13545	514	1599	1092	511	701	5982	3.452	467	3.084		141	1.682	43.546	95.101	45,79%
23. MAZATLÁN	10.030	14.257	630	1311	1106	372	3.165	5.082	2124	497	990	0	56	1803	41.423	85.883	48,23%
24. ROSARIO	15562	13.379	4489	353	277	3036	1421	4277	1.557	297	0	0	12	1292	45.952	76.949	59,72%
<b>Total de votos</b>	<b>182.587</b>	<b>369.704</b>	<b>32.851</b>	<b>20.764</b>	<b>31.500</b>	<b>15.180</b>	<b>39.465</b>	<b>192.674</b>	<b>50.008</b>	<b>15.843</b>	<b>23.905</b>	<b>14.943</b>	<b>1.128</b>	<b>34.230</b>	<b>1.024.782</b>	<b>2.064.508</b>	<b>49,64%</b>
<b>Porcentaje</b>	17,82%	36,08%	3,21%	2,03%	3,07%	1,48%	3,85%	18,80%	4,88%	1,55%	2,33%	1,46%	0,11%	3,34%	100,00%		